

# NORDST







## About NORDST

NORDST – standing for Nordic Style – is a young Danish furniture and accessories brand specialized in combining the timeless and contemporary Scandinavian design, with a luxurious yet versatile natural element such as marble.

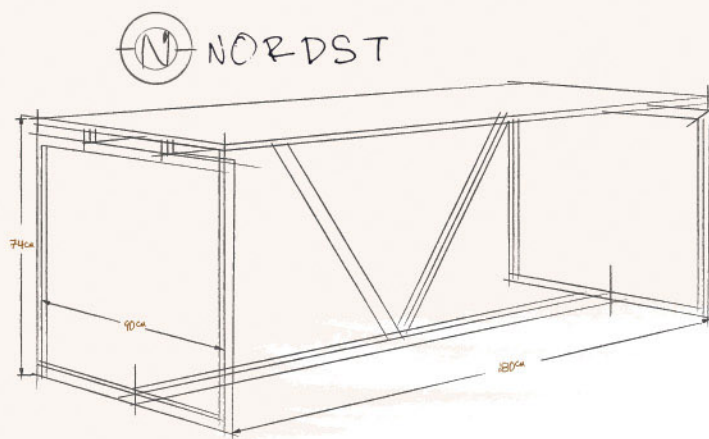

## Vision

At NORDST our goal is to become a well-known Contemporary marble furniture brand worldwide, offering competitive prices for all our products keeping a great quality standard.

## History

Founded in 2016 by Ulrich Heegaard, NORDST is the outcome of years of experience in both furniture design and marble industry. The passion of Mr. Heegaard for Scandinavian furniture dragged him in a path of research and practice in product design, especially the one related to his origin country, Denmark.

Together with his more than 10 years of experience with marble all around the world and able to identify the good value of marble, the potential for creating a brand and exceptional products came along, and nowadays we have grown to deliver our pieces not only in Europe but also in the booming Asian market.



## Design philosophy

Our love for natural elements has always been fundamental for us, and in the broad field of natural materials, we have found in marble the inspiration to design and create unique furniture. Following our Danish and Scandinavian tradition, all our products have been granted with a timeless and lasting design, characterized by minimalistic and geometrically oriented shapes, exalting the already magnificence and uniqueness of marble. More than a conventional furniture brand, we offer original pieces in a wide range of models and styles to fit in any space and combine with many other furniture and interior styles.





OLIVIA

# OLIVIA

- + Simple design for a minimalist look
- + Marble top resting on top of 2 middle bars, giving the impression to be floating
- + Delicate appearance yet strong in usage



Note: Not two marble tops are the same; every pattern is unique



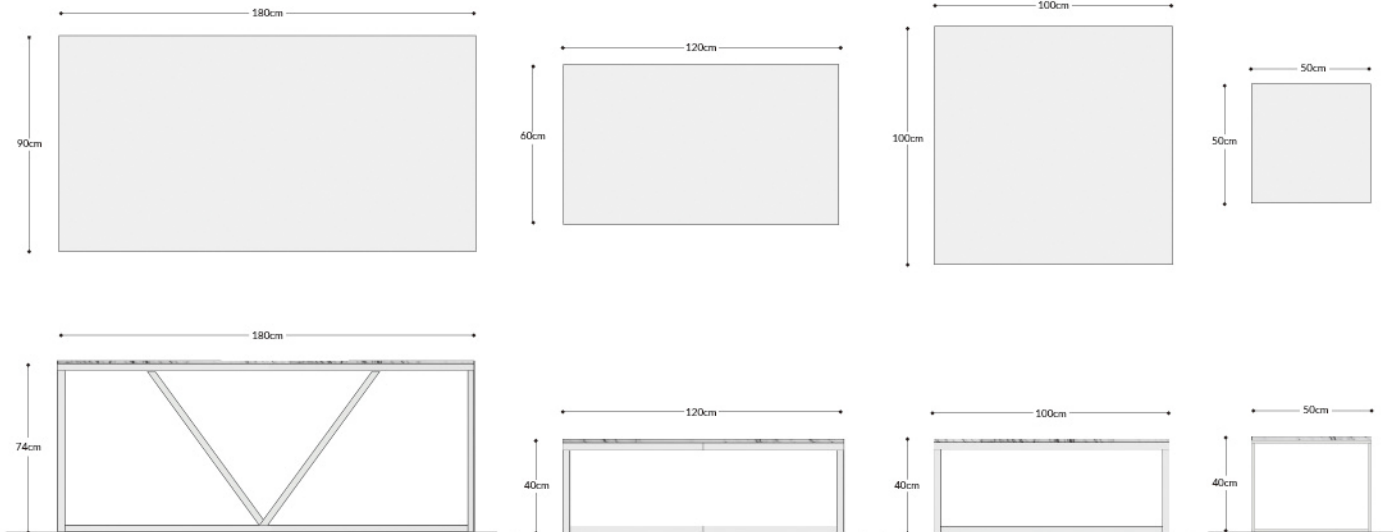
Olivia dining table - White Mountain marble/Black powder coated iron frame

**DINING TABLE**  
L180xW90xH74  
Gross : 176kg/1.5m<sup>3</sup>

**COFFEE TABLE**  
L120xW60xH40  
Gross : 88kg/0.4m<sup>3</sup>

**COFFEE TABLE**  
L100xW100xH40  
Gross : 109kg/0.6m<sup>3</sup>

**SIDE TABLE**  
L50xW50xH40  
Gross : 31kg/0.2m<sup>3</sup>







EMMA



# EMMA

- + Traditional design with a modern twist
- + Only includes round and oval shapes
- + Exposed bevel edge marble, giving a light luxurious character

Note: Not two marble tops are the same; every pattern is unique


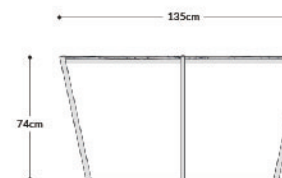
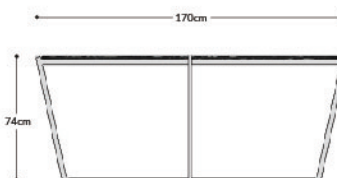
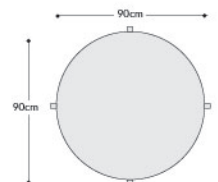
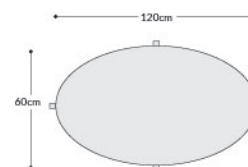
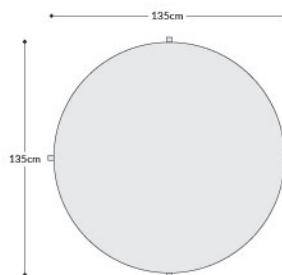
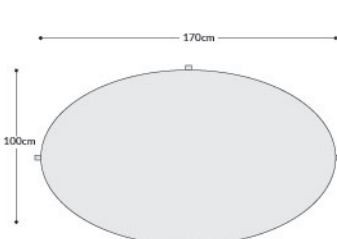


**DINING TABLE**  
L170xW100xH74  
Gross : 200kg/1.5m<sup>3</sup>

**DINING TABLE**  
Ø135xH74  
Gross : 155kg/1.6m<sup>3</sup>

**COFFEE TABLE**  
L120xW60xH40  
Gross : 70kg/0.4m<sup>3</sup>

**COFFEE TABLE**  
Ø90xH40  
Gross : 64kg/0.4m<sup>3</sup>







TEDDY



# TEDDY

- + Design inspired by the shadows of a table during sunset
- + Marble top appears like soaring above ground
- + A very attractive design with a balance of proportions

Note: Not two marble tops are the same; every pattern is unique



Teddy coffee table - Black Eagle marble/Brass plated steel frame

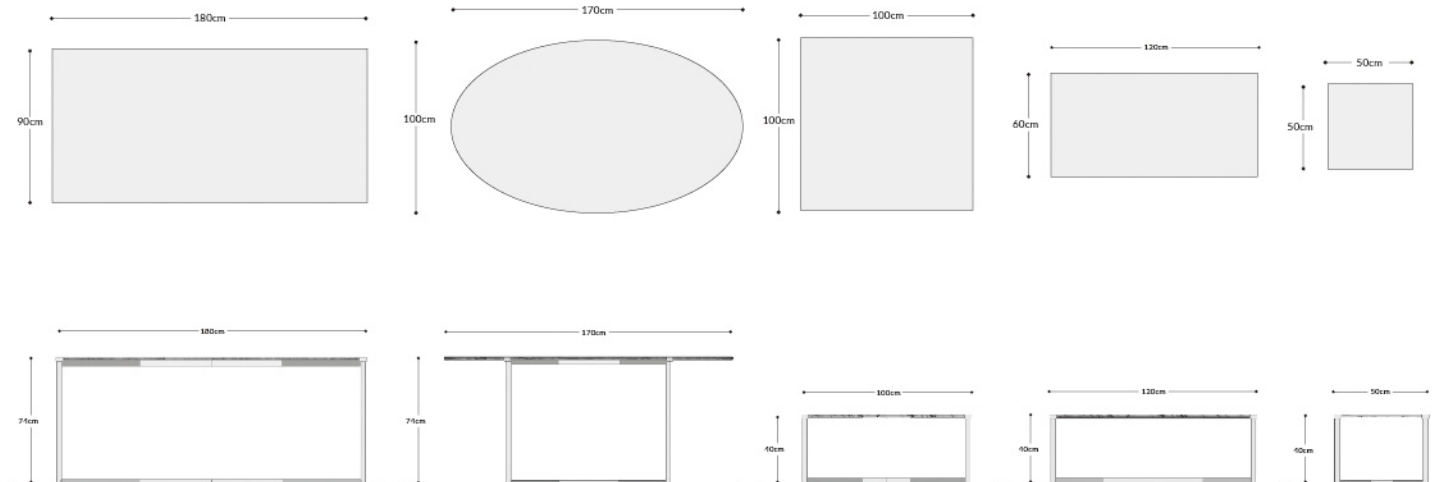
**DINING TABLE**  
L180xW90xH74  
Gross :176kg/1.5m<sup>3</sup>

**DINING TABLE**  
L170xW100xH74  
Gross :135kg/1.5m<sup>3</sup>

**COFFEE TABLE**  
L100xW100xH40  
Gross :109kg/0.5m<sup>3</sup>

**COFFEE TABLE**  
L120xW60xH40  
Gross : 86kg/0.4m<sup>3</sup>

**SIDE TABLE**  
L50xW50xH40  
Gross : 31kg/0.2m<sup>3</sup>



Front page: Teddy oval dining table - Black Eagle marble/Powder coated iron black frame [top]  
Teddy rectangular dining table - Green Lightning marble/Copper plated steel frame [bottom]  
This page: Teddy oval dining table - Black Eagle marble/Black powder coated iron frame [top]





JERRY  
—

# JERRY

- + Contemporary design with beautifully curved frame
- + Skilled metal work for bending every corner of the frame
- + Marble top includes rectangular and oval shape



Note: Not two marble tops are the same; every pattern is unique



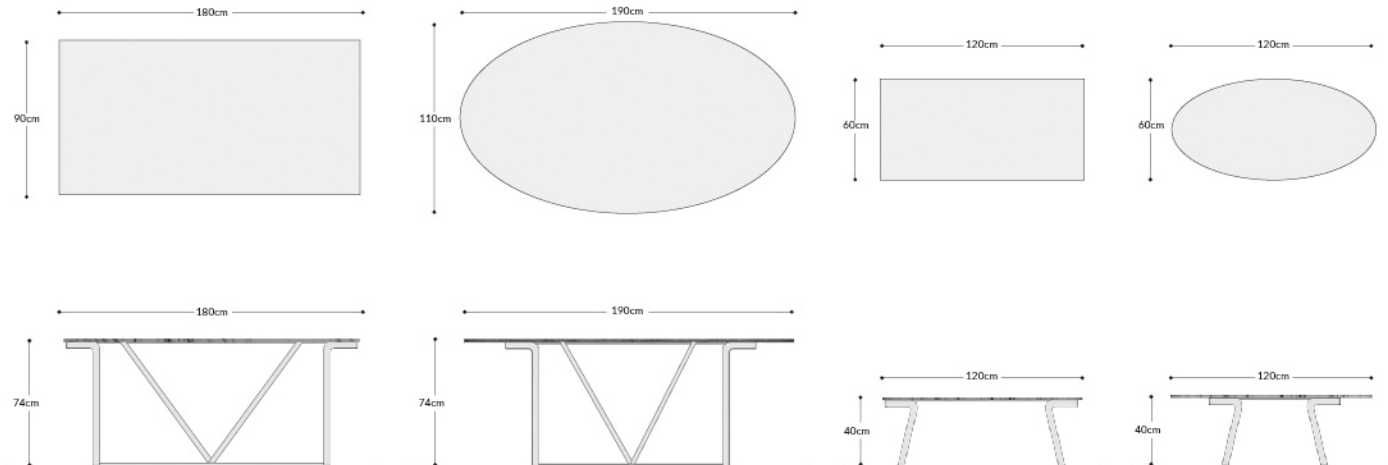
Jerry coffee table - White Mountain marble/Powder coated iron black frame

**DINING TABLE**  
L180xW90xH74  
Gross :176kg/1.4m<sup>3</sup>

**DINING TABLE**  
L190xW110xH74  
Gross : 206kg/1.8m<sup>3</sup>

**COFFEE TABLE**  
L120xW60xH40  
Gross : 78kg/0.4m<sup>3</sup>

**COFFEE TABLE**  
L120xW60xH40  
Gross : 70kg/0.4m<sup>3</sup>







MIA

---

# MIA

- + Traditional design adapted to a more contemporary look
- + Design easy to match with many home decoration styles
- + Only includes round and oval shapes

Note: Not two marble tops are the same; every pattern is unique



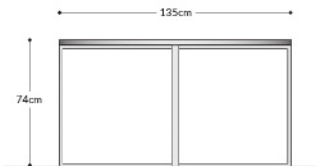
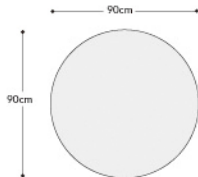
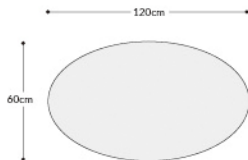
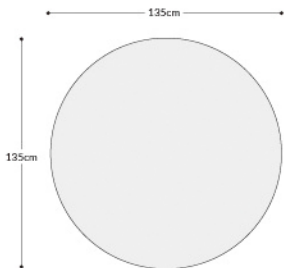
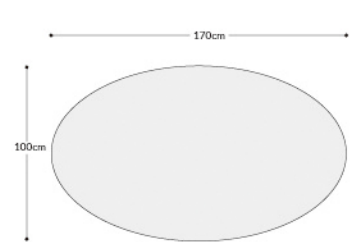
Mia coffee table – Green Lighting marble/Copper plated steel frame

**DINING TABLE**  
L170xW100xH74  
Gross : 200kg/1.5m<sup>3</sup>

**DINING TABLE**  
Ø135xH74  
Gross : 155kg/1.6m<sup>3</sup>

**COFFEE TABLE**  
L120xW60xH40  
Gross : 70kg/0.4m<sup>3</sup>



**COFFEE TABLE**  
Ø90xH40  
Gross : 64kg/0.4m<sup>3</sup>



Front page: Mia oval coffee table – Grey Rain marble/Brass plated steel frame

This page: Mia round coffee table – Black Eagle marble/Brass plated steel frame [top]





HOLY MARBLE

# HOLY MARBLE

## DINING TABLES

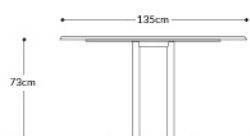
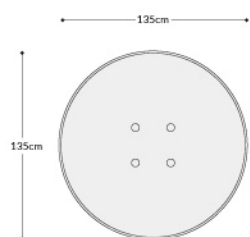
- + Center base tables
- + Larger circle circumference to arrange more chairs around the table
- + Beveled edge for a modern look and ergonomic experience

Note: Not two marble tops are the same; every pattern is unique

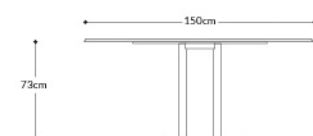
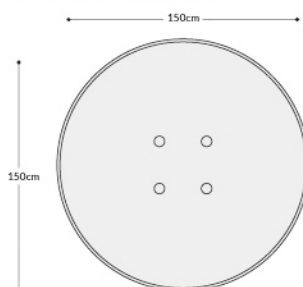


LOT dining table - White Mountain marble/Brass plated steel frame

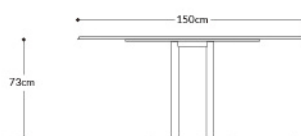
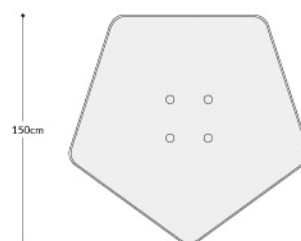
**LOT**  
Ø135xH73  
Gross : 159kg/1.08m<sup>3</sup>



**LOT**  
Ø150xH73  
Gross : 190kg/1.4m<sup>3</sup>



**ELI**  
L150x H73  
Gross : 188kg/1.4m<sup>3</sup>



Front page: LOT dining table - Green Lightning marble/Brass plated steel frame [top]

ELI dining table - Grey Rain marble/Black powder coated iron frame [bottom]

This page: LOT dining table - White Blossom marble/Brass plated steel frame [top]





HOLY MARBLE

---

# HOLY MARBLE

## COFFEE & SIDE TABLES

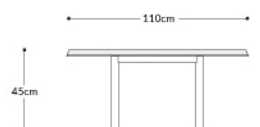
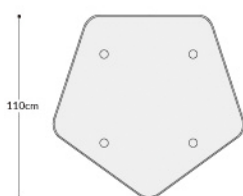
- + Modern design with metal work going through the table top
- + Beveled edge in marble top
- + Different heights to combine 2 or more pieces together

Note: Not two marble tops are the same; every pattern is unique  
Optional: Matching marble base for NOA and LEA models

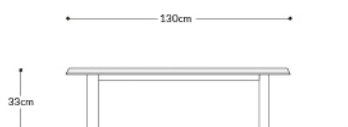
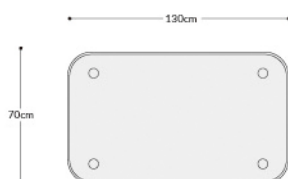


Sem coffee table - White Mountain marble/Copper plated steel frame  
Job coffee table - White blossom marble/Copper plated steel frame

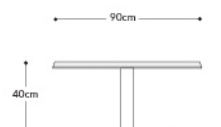
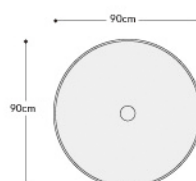
**JOB**  
L110xH45  
Gross : 85kg/0.31m<sup>3</sup>



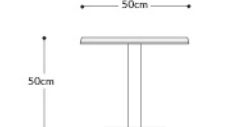
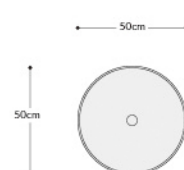
**SEM**  
L130xW70xH33  
Gross : 72kg/0.32m<sup>3</sup>



**NOA**  
Ø90xH40  
Gross : 76kg/0.27m<sup>3</sup>



**LEA**  
Ø50xH50  
Gross : 33kg/0.1m<sup>3</sup>




Front page: NOA coffee table - White Blossom marble/Brass plated steel frame [top]

LEA side table - Green Lightning marble with matching bottom/Brass plated steel frame [middle]

JOB coffee table - White Blossom marble/ Copper plated steel frame [bottom]

This page: NOA coffee table - Grey Rain marble/Black powder coated iron frame [top]





PURE  
—

# PURE

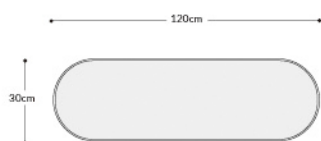
- + Made completely with solid marble
- + Designed as a piece of art with a functional purpose
- + Versatile use, able to combine 2 or more pieces together

Note: Not two marble tops are the same; every pattern is unique  
Optional: Metallic rim around table top

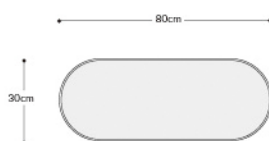


T-Large accent table - Green lighting marble/Copper plated steel rim

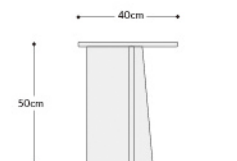
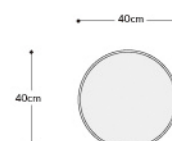
**T - LARGE | ACCENT TABLE**  
L120xW30xH60  
Gross : 79kg/0.31m<sup>3</sup>



**T - SMALL | COFFEE TABLE**  
L80xW30xH40  
Gross : 46kg/0.15m<sup>3</sup>



**T - ROUND | SIDE TABLE**  
Ø40xH50  
Gross : 27kg/0.12m<sup>3</sup>



Front page: T - Large accent table - Green Lighting marble/Copper plated steel rim [top]  
T - Small coffee table - White Mountain marble/ Brass plated steel rim [bottom left]  
T - Round side table - Black Eagle marble [bottom right]  
This page: T - Large accent table - Black Eagle marble/Stainless steel rim [top]






JESSICA

# JESSICA

- + Console table with drawer in 3 different sizes
- + Retro inspired design that has been modified for a more modern look
- + Drawers made of stained oak; auto closing system

Note: Not two marble tops are the same; every pattern is unique

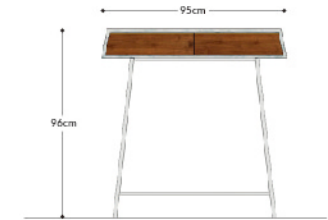


Jessica 1 Drawer console table -  
Black Eagle marble/Brass plated steel frame

CONSOLE TABLE | 3 DRAWERS  
L138xW37xH96  
Gross : 93kg/0.6m<sup>3</sup>



CONSOLE TABLE | 2 DRAWERS  
L95xW37xH96  
Gross : 67kg/0.4m<sup>3</sup>



CONSOLE TABLE | 1 DRAWER  
L51xW37xH96  
Gross : 43kg/0.3m<sup>3</sup>







MARINA

---

# MARINA

- + Console table composed by 3 pieces, each one in a different height
- + Especially suitable for hallways and home entrance
- + Easy to fit within each other
- + Beveled edges for a thin look
- + Polished with a natural feel



Note: Not two marble pieces are the same; every pattern is unique



Marina console table - White Mountain marble

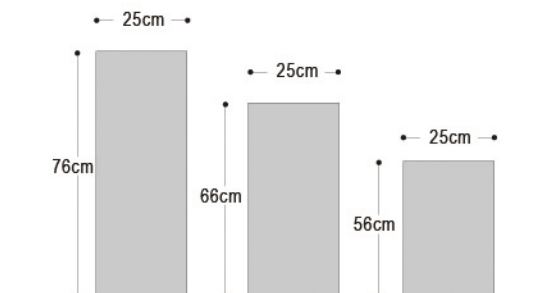

## CONSOLE TABLE

L115xW25xH76

L105xW25xH66

L95xW25xH56

Gross : 170kg/0.4m<sup>3</sup>







PHILIP  
—



# PHILIP

- + Harmonious backless bookshelf with diagonal honed marble panels
- + Metallic frame for a lighter and modern design, creating in total 6 fixed shelves
- + Practical use as room divider
- + Can be mirrored with a second bookshelf

Note: Not two marble pieces are the same; every pattern is unique

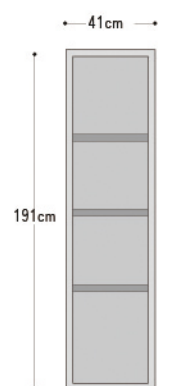
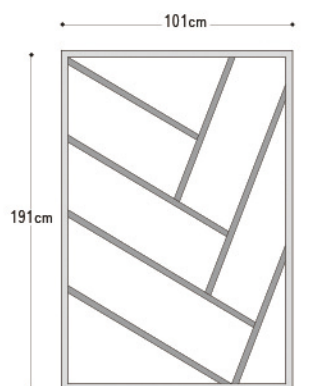


Philip bookshelf - Grey Rain marble/Black powder coated iron frame

## BOOKSHELF

L101xW41xH191

Gross :170kg/1m<sup>3</sup>








POUL  
—

# POUL

- + First NORDST table with a wooden frame
- + Made from solid imported walnut wood
- + Big decrease of weight due to a hollow center for easy attachment to frame

Note: Not two marble pieces are the same; every pattern is unique



## DINING TABLE

L200xW100xH74

Gross :115kg/1.13m<sup>3</sup>







ANNE  
—

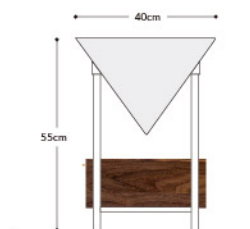
# ANNE

- + TV console combining marble, wood and metal
- + Inspired by a prism, the marble structure is created from a 5mm marble veneer reinforced with aluminum inside
- + Drawers made from wood and installed with an auto-closing system

Note: Not two marble pieces are the same; every pattern is unique



TV CONSOLE TABLE  
L150xH55  
Gross :85kg/0.49m<sup>3</sup>







GAARD

# GAARD

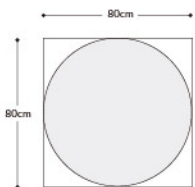
## COFFEE TABLES

- + Series of coffee tables inspired by geometrical shapes
- + Special effect as marble tabletop look like it is floating within the table frame
- + The base of the tables is made from wooden board to add a natural soft feeling

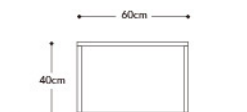
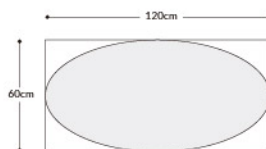
Note: Not two marble tops are the same; every pattern is unique



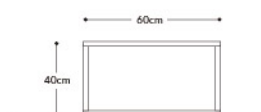
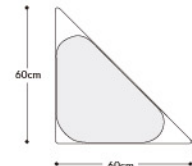
**GAARD Coffee**  
L80xW80xH40  
Gross : 47kg/0.39m<sup>3</sup>



**GAARD Rectangular**  
L60xW120xH40  
Gross : 60kg/0.43m<sup>3</sup>



**GAARD Triangular**  
L60xW60xH40  
Gross : 22kg/0.23m<sup>3</sup>



Front page & This page [middle 1]: GAARD Coffee - White Mountain marble/Brass plated steel frame

This page: GAARD Coffee - White Blossom marble/Black power coated iron frame [top]

GAARD Rectangular - Grey Rain marble/Copper plated steel frame [middle 2]

GAARD Triangular - Grey Rain marble/White power coated iron frame & Black Eagle marble/Copper plated steel frame [middle 3]





GAARD  
—

# GAARD

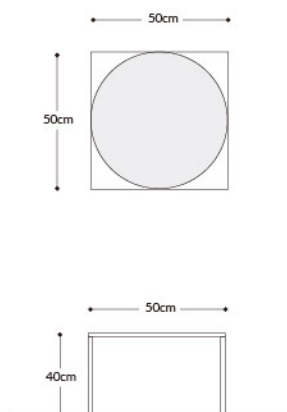
## SIDE & CONSOLE TABLE

- + Series of coffee tables inspired by geometrical shapes
- + Special effect as marble tabletop look like it is floating within the table frame
- + The base of the tables is made from wooden board to add a natural soft feeling

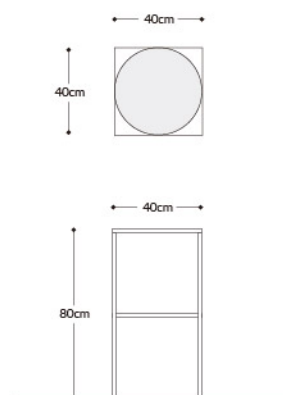
Note: Not two marble tops are the same; every pattern is unique



**GAARD Side**  
L50xW50xH40  
Gross : 20kg/0.17m<sup>3</sup>



**GAARD Double**  
L40xW40xH80  
Gross : 28kg/0.21m<sup>3</sup>



Front page: GAARD Double - Green Lightning marble/Black powder coated iron frame & White Blossom marble/ Brass plated steel frame

This page: GAARD Double - Grey Rain marble/Copper plated steel frame [top]

GAARD Side - Black Eagle marble/Stainless steel frame [middle 1]

GAARD Double - Green Lightning marble/Black powder coated iron frame [middle 2]





AYA  
—

# AYA

## CHAIR

- + Full Aniline leather and solid steel
  - + Luxury feeling with optimized sitting comfort
  - + Design by renowned designer Niels Gammelgaard from Denmark
  - + Multipurpose - can be used as dining chair, in living room or office
- Optional: With or without arms.



AYA with arm - Beige leather/Copper plated steel



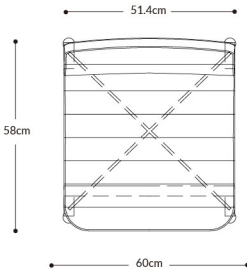
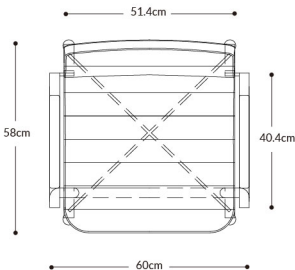
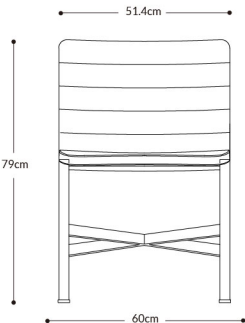
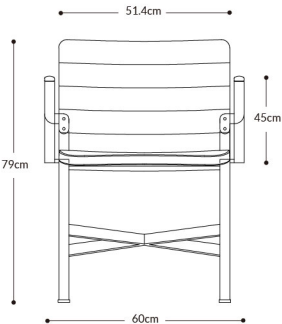
AYA with arm - Black leather/Brass plated steel



AYA Chair

L60xW58xH79


Net : 21kg/0.4m³(with arm)  
16kg/0.4m³ (without arm)






# SELECTION OF LEATHER

---




Black Leather



Beige Leather

# SELECTION OF FRAME COLOR

---



- 1. Powder coated iron – Black
- 2. Stainless steel
- 3. Copper plated steel
- 4. Brass plated steel



Black leather/Powder coated iron-Black



Black leather/Copper plated steel



Black leather/Stainless steel



Black leather/Brass plated steel



Beige leather/Brass plated steel



Beige leather/Stainless steel



Beige leather/Copper plated steel



Beige leather/Powder coated iron-Black




ALEX  
—




# ALEX

- + Modern and ergonomic design
- + Gives a high-end and luxurious appearance to the working space
- + Thin beveled edges for a light look
- + Functional and spacious
- + Table top including two holes for cables

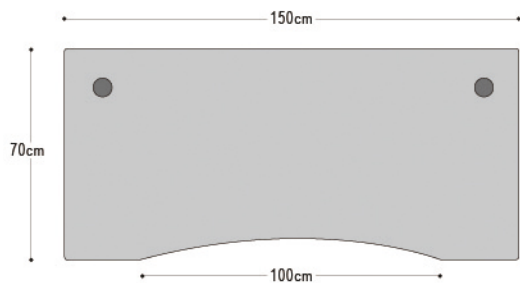


Note: Not two marble tops are the same; every pattern is unique

Optional: Electric frame to automatically adjust height of the table



**OFFICE TABLE**  
L150xW70xH3.4  
Gross : 90kg/0.1m<sup>3</sup>





STANLEY



# STANLEY

- + Flower vases in 3 different sizes, each in 2 different finishes
- + Irregular shape, giving it a different appearance from every angle
- + Marble has been cut and shaped by hand

Note: Not two marble pieces are the same; every pattern is unique



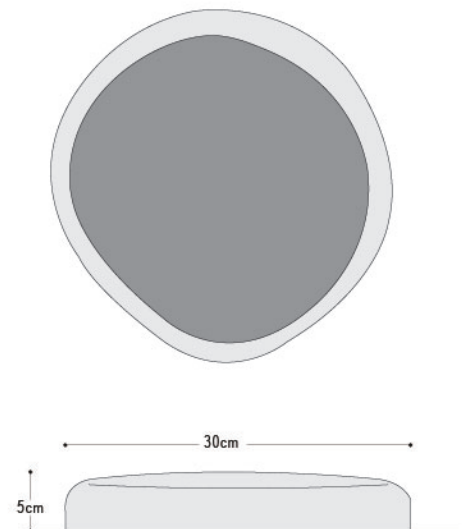
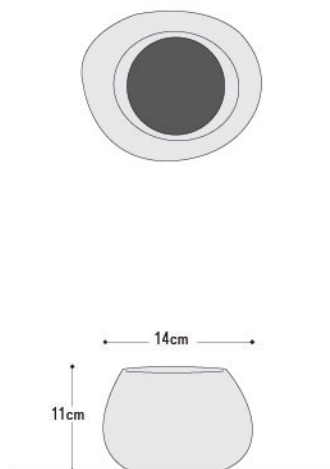
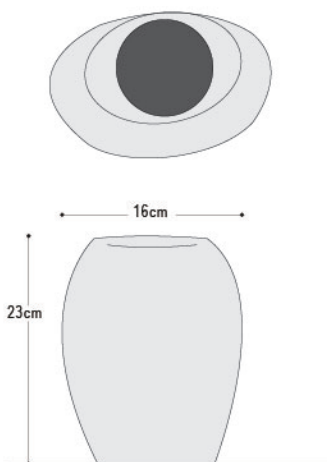
**LARGE**  
L16xW16xH23  
Gross : 7kg/0.01m<sup>3</sup>



**SMALL**  
L14xW14xH11  
Gross : 3kg/0.01m<sup>3</sup>



**PLATE**  
L30xW30xH5  
Gross : 6kg/0.01m<sup>3</sup>




Front page: Stanley large & small - Black Eagle marble/Honed [top]  
Stanley large - White Mountain marble/Polished [top]  
Stanley plate - Black Eagle marble/Polished [bottom]

This page [from top left to right]:  
Stanley large - Black Eagle marble/Honed  
Stanley large - White Mountain marble/Polished  
Stanley large & small - Black Eagle marble/Polished  
Stanley small - White Mountain marble/Honed  
Stanley plate - White Mountain marble/Polished





SUE  
—







# SUE

- + MDF board laminated with 3mm thick marble
- + Significantly lighter weight than solid marble
- + Can be used indoor and outdoor

Note: Not two marble pieces are the same; every pattern is unique



**SUE-A**  
L120xW30xH80  
Gross : 35kg/0.4m<sup>3</sup>



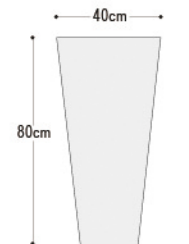
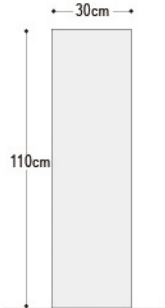
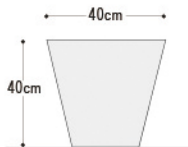
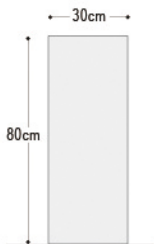
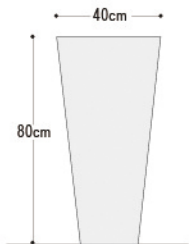
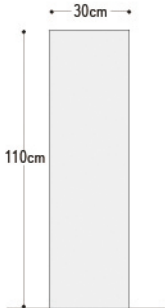
**SUE-B**  
L100xW40xH40  
Gross : 25kg/0.2m<sup>3</sup>



**SUE-C**  
L30xW30xH110  
Gross : 25kg/0.2m<sup>3</sup>



**SUE-D**  
L40xW40xH80  
Gross : 25kg/0.2m<sup>3</sup>



Front page: SUE-D - Grey Rain marble [top]  
SUE-C - White Mountain marble [middle]  
SUE-A - Green Lightning marble [bottom]

This page: SUE-A, B, C - White Mountain marble [middle]  
SUE-D - Grey Rain marble [middle]





LOVISA



# LOVISA

- + Wall decoration inspired by Tangram game
- + 3 different sizes that combined can create unique sculptures on the wall
- + A small metal base is included and has to be installed onto the wall to hold the marble piece

Note: Not two marble pieces are the same; every pattern is unique



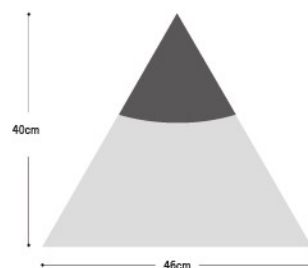
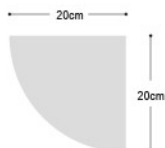
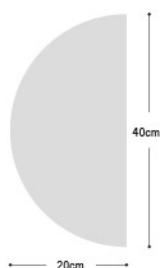
**SET (3PCS - One of each shape)**

L40xW20 (x1)

L20xW20 (x1)

L46xW40 (x1)

Gross : 5.5kg/0.01m<sup>3</sup>



The background of the image is a dense, chaotic pile of broken stone or rock fragments. The fragments vary in size and shape, with many showing distinct horizontal layering or strata. The lighting is dramatic, with strong highlights and deep shadows, emphasizing the rough, fractured textures of the material. The overall color palette is monochromatic, consisting of various shades of gray.


MATERIAL

---



# SELECTION OF MARBLE


---



Black Eagle



White Mountain



Green Lightning



Grey Rain




Special White\*  
\*White Blossom marble is not available any more.



# SELECTION OF FRAME COLOR

---



- 1. Powder coated iron – Black
- 2. Powder coated iron – White
- 3. Stainless steel
- 4. Copper plated steel
- 5. Brass plated steel

Walnut wood





Established in Denmark with passion for marble

